

# BRERA A

CORNER ENTRY ENCLOSURE , 2 HINGED DOORS + 2 FIXED PANELS



## GLASS TYPE




Clear  
code 1

Fumè  
code 54



Jeans print.  
code 79

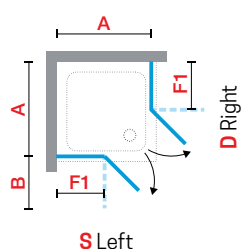
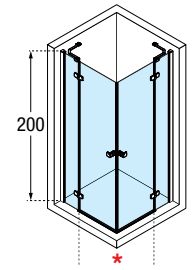
## PROFILE COLOURS



Silver  
code B

Chrome  
code K

Dimensions					Code	Right	Left	Glass			Profile	
Size	Actual size	Fixed panels	Access	Door projection				D-	S-	1	54	79
	A	F1	*	B			Clear	Fumè	Jeans print	Silver	Chrome	
70	67↔69	18	69	49	<b>BRERAA70L</b>	D-	S-					
76	73↔75	24	69	49	<b>BRERAA76L</b>	D-	S-					
80	77↔79	28	69	49	<b>BRERAA80L</b>	D-	S-	●				
-	82↔84	33	69	49	<b>BRERAA85L</b>	D-	S-					
90	87↔89	23	90	64	<b>BRERAA90L</b>	D-	S-	●				
-	92↔94	28	90	64	<b>BRERAA95L</b>	D-	S-					
100	97↔99	33	90	64	<b>BRERAA100L</b>	D-	S-	●				
-	107↔109	43	90	64	<b>BRERAA110L</b>	D-	S-					
120	117↔119	53	90	64	<b>BRERAA120L</b>	D-	S-	●				
H 170±220 L 66↔118 SPECIAL					<b>BRERAA120L</b>	D-	S-	●				



**TO COMPLETE ASYMMETRICAL CORNER ENTRY, ORDER 2 SIDES (1 RIGHT + 1 LEFT)**

**● IN STOCK UK**  
(Other products)  
Please check availability

050 Construction of the Code: **Code** + **Left / Right** + **Glass** + **Profile** = Final product Code

## SUPPORT BAR

### STANDARD SUPPORT BAR (INCLUDED)




### HANDLES



Chromed metal handle


### OPTIONAL



**1 SWINGING SUPPORT BAR**

- 1 swinging support bar
- 1 wall attachment
- 1 glass clamp


Finish	Dimensions	Code	Price
Silver	100	<b>R80KUOR100-B</b>	
Chrome	100	<b>R80KUOR100-K</b>	
Silver	150	<b>R80KUOR150-B</b>	
Chrome	150	<b>R80KUOR150-K</b>	
Silver	180	<b>R80KUOR180-B</b>	
Chrome	180	<b>R80KUOR180-K</b>	



**2 KIT 2 BARS "T" COMBINATIONS**

- 2 bars of 150 cm sizeable
- 1 wall attachment
- 2 glass clamps
- 1 connecting rod


Finish	Code	Price
Silver	<b>R80KUORT150-B</b>	
Chrome	<b>R80KUORT150-K</b>	



**3 EVO FIXING SYSTEM (CORNER)**

- 1 front bar of 180 cm
- 1 side bar of 120 cm
- 2 clamps
- 1 angular union

Finish	Code	Price
Silver	<b>KUADHSF-B</b>	
Chrome	<b>KUADHSF-K</b>	

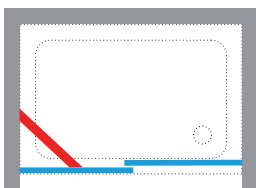


**EVO FIXING SYSTEM (in recess)**

- 1 front bar of 180 cms
- 2 clamps

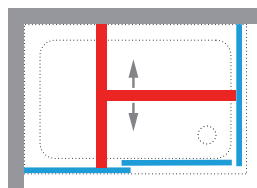
Finish	Code	Price
Silver	<b>KUADHSFN-B</b>	
Chrome	<b>KUADHSFN-K</b>	

### COMBINATION EXAMPLES OF SUPPORT BAR



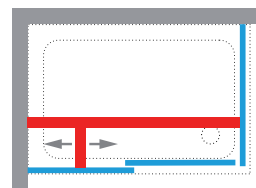
For this combination order:

- 1** 1 Swinging support bar



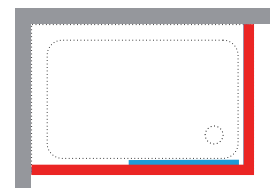
For this combination order:

- 2** Kit 2 bars "T" combination



For this combination order:

- 2** Kit bars "T" combination



For this combination order:

- 3** Evo fixing system

## TECHNICAL DATA

### PROFILE COLOURS



Silver  
code B



Chrome  
code K 

### GLASS TYPE 6 mm (European Standards UNI EN 14428)



Clear  
code 1



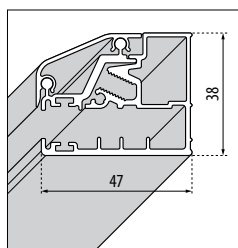
Fumé  
code 54

### PRINTING



Jeans print.  
code 79

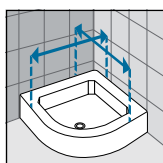
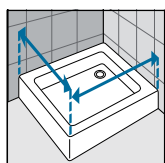
### OVERALL DIMENSIONS FIXING PROFILES



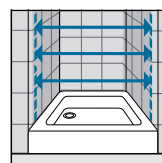
#### WALL

Feature	Code
Chrome	<b>KP01BREMO-K</b>

### HOW TO TAKE THE MEASUREMENTS



Take the measurements from wall to the external edge of the shower tray. Dimensions must be taken once the walls are finished and tiled, according to the above drawings.



Take the measurements from wall to wall at the bottom, at the top, in the middle and use the smallest. Dimensions must be taken once the walls are finished and tiled, according to the above drawings.